

THINK GLOBAL™



## NATIONAL STOCKING PROGRAM

Effective January 1, 2011

A \$25 net handling charge per shipment will be applied for non-UPS-able orders of less than \$2000 list.

## ERGONOMIC FEATURES



### TENSION ADJUSTMENT

Increase or decrease to match body weight. Allows you to rock comfortably, without heavy pushing, reducing muscle fatigue.



### KNEE-TILT MOVEMENT

Chair tilts from a pivot point at the front of the seat, keeping your feet on floor as you rock. Maintains stability while enhancing blood flow.



### CHAIR TILT LOCK

Lock the tilt movement in position(s) to accommodate your working posture. Allows you to lock your chair in a comfortable and supportive position. (can be either single position or infinite style).



### SYNCHRO-TILT MOVEMENT

Backrest reclines at a faster rate than the seat, increasing the angle between your torso and thighs. Enhances comfort and encourages dynamic body movement.



### SEAT HEIGHT

Raise or lower to allow your feet to rest flat on the floor. Avoids pressure, easing your thighs, easing blood flow.



### WATERFALL SEAT EDGE

Reduces pressure at the back of the knee, contributing to good blood flow.



### BACK HEIGHT

Raise or lower to position lumbar support in your lumbar area. Reduces likelihood of back pain.



### PROPERLY CONTOURED CUSHIONS

Support the body effectively, allowing you to sit longer without discomfort.



### SEAT DEPTH

Change the depth of the seat to accommodate the length of your thighs. Keeps your back in contact with the backrest while avoiding pressure behind your knees.



### VIBRATING BACK/SEAT

Soothing effect contributes to your relaxation during work breaks.



### FORWARD SEAT ANGLE

Allows chair to tilt forward changing the angle of your thighs in relation to the floor. Helps reduce disc pressure during forward leaning tasks.



### WIDTH ADJUSTABLE ARMS

Allows outward movement of armrests to match shoulder breadth. Ensures armrests properly support forearms, reducing muscular effort in neck and shoulders.



### BACK ANGLE

Adjust to change the angle of your torso in relation to your thighs. Helps reduce disc pressure and relaxes your back muscles.



### ARM ROTATION

Rotate armcap to support your forearm in various positions. Reduces muscular effort in neck and shoulders, minimizing risk of pain.



### ARM HEIGHT

Raise or lower to support your forearms. Reduces muscular effort in neck and shoulders, minimizing risk of pain.



### CENTER-TILT MOVEMENT

Chair tilts from a pivot point under the center of the seat allowing you to rock. When your feet are well supported, blood flow is enhanced.



### ARM ANGLE

Tilt to support your forearm in various positions. Reduces muscular effort in neck and shoulders, minimizing risk of pain.



### PUSH BUTTON

Push to activate control. Location within reach increases your adjustment. Promotes good posture as you move to various positions.

## REFERENCE GUIDE

### LIFETIME WARRANTY

Global warrants that all commercial products are free from defects in material and workmanship, for the life of the product, to the original purchaser.

Global will repair or replace, at Global's option, as the sole remedy for any defect covered by the warranty. The warranty applies to products manufactured after January 1, 2011.

For complete Warranty details, please refer to the Global List Price Books and website.

### RESEARCH AND DEVELOPMENT

Global is one of the very few office furniture manufacturers to maintain an in-house testing laboratory. The testing laboratory and its support programs certify our components and finished products meet, and often exceed, industry and government standards.

### MAXIMIZE YOUR ERGONOMIC SEATING

Every Global chair is built with features that are ergonomically designed to promote good posture and provide maximum comfort. While fully supporting your body, these features should also allow you to adjust your chair to fit you.

Always select a chair that is designed for the type of work you perform and make certain the chair is comfortable for the length of time spent using it. Ensure that the seat and back cushions are contoured to fit your body, which will help eliminate pressure points. An ergonomically designed chair should allow changing positions easily. As you work, reposition yourself throughout the day to reduce strain and stress on specific muscle groups. If you change job functions, adjust your chair to fit the new task.

Proper ergonomic seating should help eliminate many of the work-related injuries that result from poor posture and poorly designed chairs.

### IMPROVING OFFICE ERGONOMICS

- Clear away all worksurface and office clutter to make certain you can move about your work area freely
- Consider a better chair that fits you and your work tasks, rather than be forced to fit the chair you have
- Eliminate stress and strain on pressure points by selecting a chair that promotes proper posture
- Take regular breaks throughout your work schedule and always stretch, stretch, stretch
- Analyze your current lighting, find ways to reduce glare and incorporate natural light wherever possible
- Reduce unnecessary noise in the work space, possibly including privacy panels into your design scheme
- Reposition your computer monitor and keyboard for better ergonomics, usually setting your keyboard at the height of your elbows to help keep your wrists in a neutral posture range
- Switch to a telephone headset to reduce strain on your neck, shoulders and back

## WELCOME.

In today's fast paced business environment, Global realizes that timing can sometimes be critical when putting together an office, a group of support staff workstations, or a simple home work area. This guide contains models from our seating, filing, tables and desking product lines that are available INstock. Basically that means no long ordering process or seemingly endless waiting. Within days, these items can be delivered to you so everything for your complete office can be fully functional. For comprehensive model information and available fabrics & finishes, please refer to the specific product pages throughout this guide, the current Global catalog, and the current Global Laminate Casegoods, Wood Veneer Casegoods and Seating List Price Books.

To download product brochures, please visit us on the web at [www.globaltotaloffice.com](http://www.globaltotaloffice.com) and click on the "pdf brochures" link.

See inside front cover for warranty information



**GREENGUARD INDOOR AIR QUALITY CERTIFICATION** - Global seating and laminate products are in compliance with stringent emission guidelines set out by the Greenguard Environmental Institute under the standards for low emitting products and materials.  
[www.greenguard.org](http://www.greenguard.org)



GLOBAL is a proud member and supporter of The Business and Institutional Furniture Manufacturer's Association.  
[www.bifma.org](http://www.bifma.org)



Seating items shown with this icon can be custom ordered in hundreds of textiles. See page 32 for more information.



When you see this symbol, the adjacent product is suitable for UPS shipment.

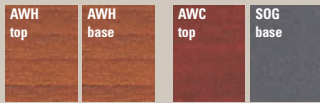
DESKS AND WORKSTATIONS	2-7
BOOKCASES / ACCESSORIES	8
TABLES	9-11
LEATHER / EXECUTIVE SEATING	12-16
MANAGEMENT SEATING	14-18
ERGONOMIC / TASK SEATING	18-23
MULTI-PURPOSE SEATING	24-25
LOUNGE / RECEPTION SEATING	26-27
GUEST SEATING	26-27
FILING AND STORAGE	28-29
TEXTILES AND FINISHES	30-31
5 DAY DIRECT	32
REFERENCE	INSIDE FRONT COVER
ERGONOMIC FEATURES	INSIDE FRONT COVER
INDEX	INSIDE BACK COVER

## ADAPTABILITIES®

Create personalized executive offices, teaming work spaces, or boardrooms with flexible versatility. All surfaces are constructed from Global's exclusive premium grade, high-performance laminate and finished in 3mm thick matching edges. Dimensionally accurate components allow virtually all components of the same size to be used together. All INstock components are standard with full modesty panels.

Seating shown right is Softcurve (p. 12).  
Seating shown below is Supra (p. 18, 26-27).

### INSTOCK LAMINATES

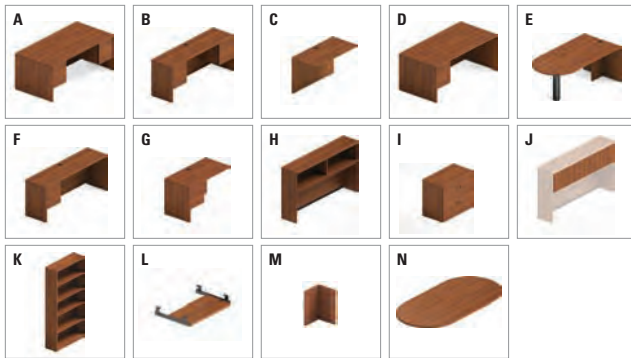


AWH/AWH - Avant Honey

AWC/SOG - Avant Cherry/Storm Grey



### INSTOCK COMPONENTS



- A A367ZDP** DOUBLE PEDESTAL DESK
- B A2072CK** KNEESPACE CREDENZA
- C A2448FB** FLUSH BRIDGE
- D A3672SPL/R** SINGLE PEDESTAL DESK
- E A3672FI** "D" ISLAND
- F A2072CSL/R** SINGLE PEDESTAL CREDENZA
- G A2448FL/R** FLUSH RETURN
- H A72HOCB** OPEN HUTCH
- I A2036LF** 2 DRAWER LATERAL FILE
- J ADOOR72** HUTCH DOOR KIT  
(Stocked in solid SOG Storm Grey or solid AWH Avant Honey only.)
- K ABC72** BOOKCASE
- L APOKL22** PULLOUT KEYBOARD  
(Stocked in solid AWC Avant Cherry or solid AWH Avant Honey only.)
- M A1616V** "V" TABLE BASE  
(Stocked in solid SOG Storm Grey or solid AWH Avant Honey only. Requires 2 per table.)
- N A4896RT** RACETRACK TABLE TOP  
(Stocked in solid AWC Avant Cherry or solid AWH Avant Honey only.)

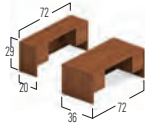




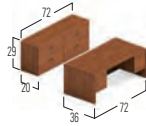
**INSTOCK SAMPLE LAYOUTS**



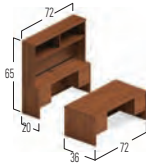
1 A3672DP



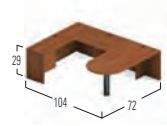
1 A3672DP  
1 A2072CK



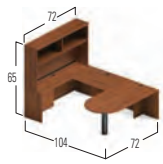
1 A3672DP  
2 A2036LF



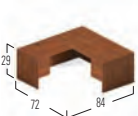
1 A3672DP  
1 A2072CK  
1 A72HOCB



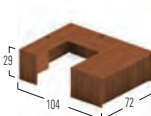
1 A2072CSL  
1 A2448FB  
1 A3672FI



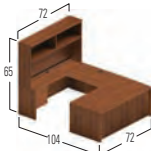
1 A2072CSL  
1 A2448FB  
1 A3672FI  
1 A72HOCB



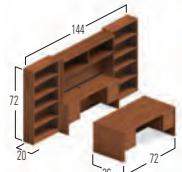
1 A3672SPR  
1 A2448FL



1 A3672SPR  
1 A2448FB  
1 A2072CSL



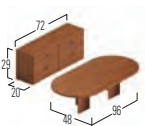
1 A3672SPR  
1 A2448FB  
1 A2072CSL  
1 A72HOCB



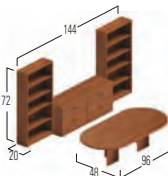
1 A3672DP  
1 A2072CK  
1 A72HOCB  
2 ABC72



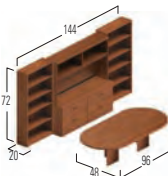
1 A4896RT  
2 A1616V



1 A4896RT  
2 A1616V  
2 A2036LF



1 A4896RT  
2 A1616V  
2 A2036LF  
2 ABC72



1 A4896RT  
2 A1616V  
2 A2036LF  
2 ABC72  
1 A72HOCB



## CORRELATION®

Correlation is designed with solid 1 1/2" thick tops. Standard, extended height hutches on worksurfaces allow for larger computer monitors and align with all Correlation 72" high storage cabinets. Correlation components can turn a general office area into a fully functional multi-person teaming environment.

Seating shown above is Arturo (p. 13).


- A C3672DB4FL** DOUBLE PEDESTAL DESK
- B C2472D4FL** KNEESPACE CREENZA
- C CBC72FL** BOOKCASE
- D ADOOR72** HUTCH DOOR KIT
- E C72HOCBFL** OPEN HUTCH
- F C2036LFFL** 2 DRAWER LATERAL FILE

### INSTOCK LAMINATE

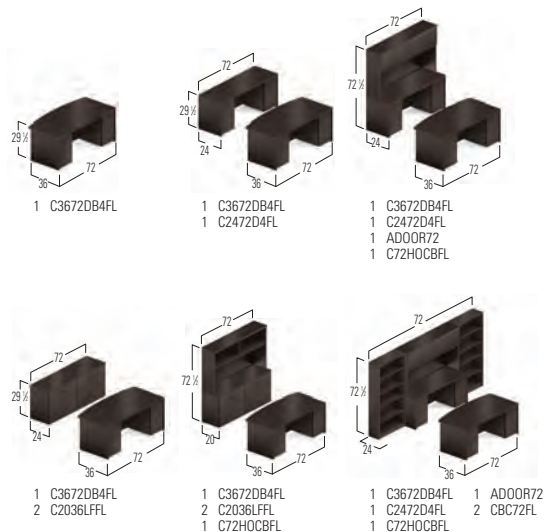


DES - Dark Espresso

### INSTOCK COMPONENTS

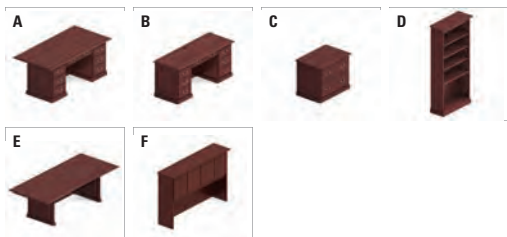


### INSTOCK SAMPLE LAYOUTS

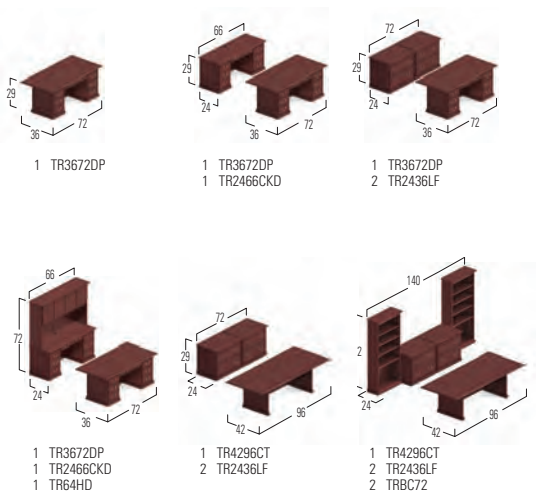




#### INSTOCK COMPONENTS



#### INSTOCK SAMPLE LAYOUTS



## PRESIDENTIAL™

Timeless design coordinates with many of our Leather seating series. All models have beautifully detailed moldings around laminate top and bases. Tops feature a rich, matte finish with a classic beveled edge design. Desks have pull-out writing slides above each pedestal and a central locking system for all drawers. File drawers accommodate letter and legal size hanging file folders.

Seating shown above is Arturo (p. 13)

- A TR3672DP DOUBLE PEDESTAL DESK
- B TR2466CKD KNEESPACE CREDENZA
- C TR2436LF 2-DRAWER LATERAL FILE
- D TRBC72 BOOKCASE
- E TR4296CT CONFERENCE TABLE
- F TR64HD HUTCH WITH DOORS

#### INSTOCK LAMINATE



QTM - Quartered Mahogany



## LAURENT™

Whether you need a functional, task-oriented work area or a stylish executive setting, Laurent offers the options necessary to create a perfect fit. The Laurent collection was designed to satisfy all your needs, even incorporating the warmth of a coordinating 2" radius edge trim. All box and file drawers feature steel ball bearing suspension for trouble-free performance. Locks are standard on all pedestals.

Seating shown above is Malaga (p 21).

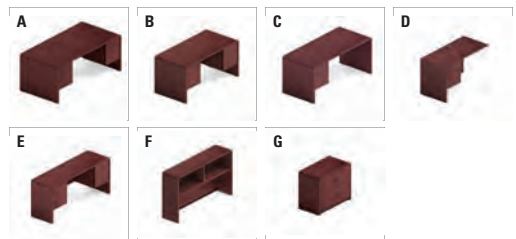
- A Q3672DP** DOUBLE PEDESTAL DESK
- B Q3060DP** DOUBLE PEDESTAL DESK
- C Q3066SPL/R** SINGLE PEDESTAL DESK
- D Q2448FR/L** FLUSH HEIGHT RETURN
- E Q2066CK** KNEESPACE CREDENZA
- F Q62HO** OPEN HUTCH
- G Q2036LF** 2-DRAWER LATERAL FILE

### INSTOCK LAMINATE

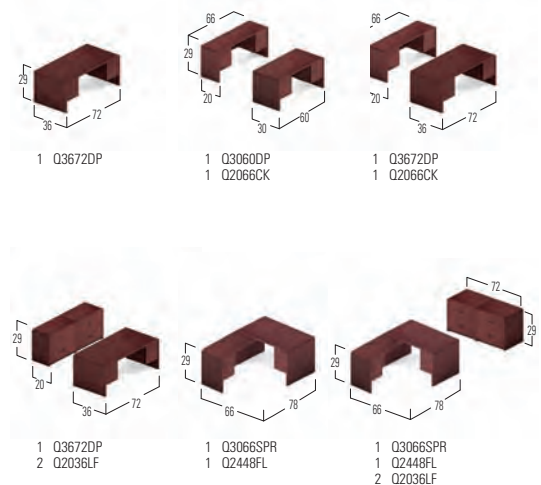


MAF - Figured Mahogany

### INSTOCK COMPONENTS




### INSTOCK SAMPLE LAYOUTS



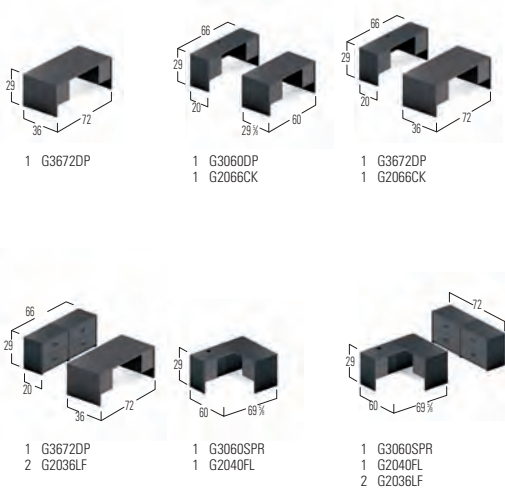




#### INSTOCK COMPONENTS



#### INSTOCK SAMPLE LAYOUTS




## GENOA®

Genoa's classic styling and simplicity integrate easily with any interior decor. Most components are shipped fully assembled. Thermally fused high performance laminate is durable for years. File drawers accommodate letter and legal files with standard locks on all pedestals.

Seating shown above is Supra (p. 18).

- A G3672DP DOUBLE PEDESTAL DESK
- B G3060DP DOUBLE PEDESTAL DESK
- C G3060SPL/R SINGLE PEDESTAL DESK
- D G2445SPR SINGLE PEDESTAL DESK
- E G2066CK KNEESPACE CRENZENZA
- F G2040FL/R FLUSH HEIGHT RETURN
- G G2036LF 2-DRAWER LATERAL FILE

#### INSTOCK LAMINATES



CSJ - Constellation Java,  
MAF - Figured Mahogany

## BOOKCASES

Bookcases are offered to either match or coordinate with most Global desk series. All units feature sturdy 36" wide construction and include both fixed and adjustable shelves.

### ABC72 ADAPTABILITIES

72" h bookcase with 1 fixed, 3 adjustable shelves  
36w x 12d x 72h - Shown in Avant Honey (AWH).

### CBC72 CORRELATION

72 1/2" h bookcase with 1 fixed, 3 adjustable shelves  
36w x 12d x 72 1/2h - Shown in Dark Espresso (DES).

## OFFICE ACCESSORIES

Global offers a wide selection of ergonomic accessories to enhance working comfort and productivity. All keyboard trays and accessories can be added to existing furniture.



**KS20 LAMINATE PULL OUT KEYBOARD SHELF**  
20w x 11d x 3 1/4h. Shown in Avant Cherry (AWC).



**W1624PDR PENCIL DRAWER** Attaches to underside of any 24" d or 30" d work surface.  
24w x 16d x 2 1/4h. Black ABS Plastic only.



**W1518PDR PENCIL DRAWER**  
Attaches to underside of any 24" d or 30" d work surface.  
15w x 18d x 2 1/4h. Black ABS Plastic only.




**CD20 CENTER DRAWER** with laminate front, 20" wide, recommended for use on small "L" shaped units and on 60w x 30d and 66w x 30d desks.  
Shown in Avant Cherry (AWC).

### INSTOCK LAMINATES



**ABC72:** Avant Cherry/Storm Grey (AWC/SOG), Avant Honey (AWH).  
**CBC72:** Dark Espresso (DES).

### INSTOCK LAMINATES



**CD20, KS20 OFFICE ACCESSORIES:** Avant Cherry (AWC), Avant Honey (AWH), Figured Mahogany (MAF), Dark Espresso (DES), Constellation Java (CSJ).

### ABC72



### CBC72





\* Pricing shown is FOB Global distribution center, not delivered pricing. All orders will be charged freight, except orders containing other Global products totaling \$2,000 list or more, before adding folding tables. Any Inside Delivery & Set-up charge for these products must be quoted separately.

## GC36CF



DESIGNED BY | ZOOEY CHU

## GC36SF



DESIGNED BY | ZOOEY CHU

## FOLDING TABLES

Folding Tables have protective plastic corners, vinyl T-mold edging and a locking mechanism.

**GNFFT3072\*** RECTANGULAR FOLDING TABLE  
72w x 30d x 29h - Shown in Grey (GRY).

## LITE-LIFT II TABLES

Table tops are a durable polypropylene and are fully water resistant. Steel folding legs are finished in a scuff resistant charcoal epoxy coating.

**FRT72B\*** LITE-LIFT II FOLDING TABLE  
72w x 30d x 29 1/2h - Shown in Oyster Grey.

## ALBA™ TABLES

Contemporary laminate tables with metal table base.

**GC36CF** ROUND TOP LAMINATE MEETING TABLE  
36w x 29h - Shown in Avant Honey (AWH) with Black legs.

**GC36SF** SQUARE TOP LAMINATE MEETING TABLE  
36w x 29h - Shown in Avant Honey (AWH) with Black legs.

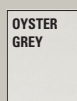
### INSTOCK LAMINATES / FINISHES



**ALBA TABLES**  
AWH - Avant Honey  
with Black legs



**FOLDING TABLES**  
Walnut (W), Grey (GRY)



**LITE LIFT II TABLES**  
Oyster Grey

## LAMINATE BOARDROOM TABLES

From small meeting rooms to large boardrooms, Global's impressive variety of table components will enhance any office decor. Tables are made from thermally fused, high performance laminate for easy maintenance. Shown right in Constellation Java (CSJ) and shown below in Figured Mahogany (MAF).

Seating shown right is Global Accord (p. 16),  
Seating shown below is Arturo (p. 13).



## PRESIDENTIAL BOARDROOM TABLES

Timeless design coordinates with our Traditional seating series. All models have beautifully detailed moldings around laminate top and bases. Tops feature a rich, matte finish with a classic beveled edge design.

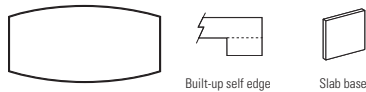
TR4296CT CONFERENCE TABLE

Seating shown right is Traditional (p. 26-27).

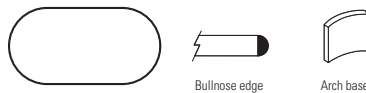
For additional Boardroom Tables, please see Adaptabilities on pages 2-3.



### LAMINATE BOARDROOM TABLES




- A GCT10WBX2BU** 10' x 48" Boat shaped table with built-up self edge and slab bases. Shown in Figured Mahogany (MAF).
- B GCT8WBXBU** 8' x 48" Boat shaped table with built-up self edge and slab bases. Shown in Figured Mahogany (MAF).
- C GCT6BXBU** 6' x 36" Boat shaped table with built-up self edge and slab bases. Shown in Figured Mahogany (MAF).



- D GRT10WABN** 10' x 48" Racetrack table with Black bullnose edge and arched bases. Shown in Figured Mahogany (MAF).
- E GRT8WABN** 8' x 48" Racetrack table with Black bullnose edge and arched bases. Shown in Figured Mahogany (MAF).
- F GRT6ABN** 6' x 36" Racetrack table with Black bullnose edge and arched bases. Shown in Figured Mahogany (MAF).
- G G42CH** 42" Round table with cross base. Shown in Figured Mahogany (MAF).

#### INSTOCK LAMINATES



**LAMINATE BOARDROOM TABLES** MAF - Figured Mahogany, CSJ - Constellation Java

#### INSTOCK LAMINATE



**PRESIDENTIAL TABLES** QTM - Quartered Mahogany



TR4296CT



# CONCORDE EXECUTIVE 24 HR™



Accommodates all sizes including tall and large persons weighing up to 350 pounds. Revolutionary push button controls located on the armrests provide state-of-the-art ergonomic adjustment.

**2424-18 CONCORDE EXECUTIVE 24 HR HIGH BACK SYNCHRO-TILTER**

DIMENSIONS: 28 1/2w x 27d x 50h

ERGONOMIC FEATURES: A, B, C, D, E, L, M, N, Q, T

Shown in Contract Leather (D534, Grade 12)

## SOFTCURVE™

It's look and comfort make Softcurve a prestigious choice for many seating applications. All models feature gathered upholstery, built-in lumbar support and layered cushioning. Two arm styles are used... polished aluminum with a partial wrap around the chair back and height adjustable with soft touch urethane armcaps.

INSTOCK LEATHER

D534

**CONCORDE:** Contract Leather - Black (D534) with Black frame

INSTOCK LEATHER

450/550

**SOFTCURVE:** Black Leather/Mock Leather (450/550)



2424-18

4690LM-3

4696LM-4

4697LM-4



**SOFTCURVE HIGH BACK MULTI-TILTER** with height adjustable arms (SC) and Black base

DIMENSIONS: 26w x 27d x 45 1/2h

ERGONOMIC FEATURES: A, B, C, F, G, H, M, N, S

Shown in Leather/Mock Leather (450/550, Grade 7)



**SOFTCURVE HIGH BACK TILTER** with cast aluminum arms and base

DIMENSIONS: 25w x 28d x 43h

ERGONOMIC FEATURES: A, B, C, M, N, S

Shown in Leather/Mock Leather (450/550, Grade 7)



**SOFTCURVE MEDIUM BACK TILTER** with cast aluminum arms and base

DIMENSIONS: 25w x 26d x 37 1/2h

ERGONOMIC FEATURES: A, B, C, M, N, S

Shown in Leather/Mock Leather (450/550, Grade 7)



3991

## ARTURO™

Premium leather, plush cushions with detailed stitching. Features include seat height adjustment and infinite tilt lock/seat tilt control.

### 3991 ARTURO EXECUTIVE HIGH BACK TILTER

DIMENSIONS: 26w x 30 1/2d x 50h

ERGONOMIC FEATURES: A, B, C, F, M, N, S

Shown in Special Black Leather/Mock Leather (450/550, Grade 7)

## TROY™

Troy features luxurious gathered Leather/Mock Leather upholstery for ultimate comfort. From executive suites to conference rooms, this versatile series provides style and support.

### INSTOCK LEATHER

450/550

ARTURO & TROY: Black  
Leather/Mock Leather (450/550)

3992



### ARTURO HIGH BACK TILTER

DIMENSIONS: 26w x 30d x 43h

ERGONOMIC FEATURES: A, B, C, F, M, N, S

Shown in Special Black Leather/Mock Leather (450/550, Grade 7)

3966



### TROY HIGH BACK TILTER

DIMENSIONS: 26 1/2w x 31d x 42 1/2h

ERGONOMIC FEATURES: A, B, C, M, N, S

Shown in Leather/Mock Leather (450/550, Grade 7)

3967



### TROY LOW BACK TILTER

DIMENSIONS: 26 1/2w x 30d x 35h

ERGONOMIC FEATURES: A, B, C, M, N, S

Shown in Leather/Mock Leather (450/550, Grade 7)

## ALERO™

Alero's breathable mesh back and comfortable padded seat create the perfect blend of comfort and design. **Also available in Fabric (1961-3) see page 22.**

### 1961LM-3 ALERO MEDIUM BACK MULTI-TILTER

DIMENSIONS: 25w x 24 1/2d x 40 1/2h

ERGONOMIC FEATURES: A, B, C, D, E, G, H, M, N, S

Shown in Leather/Mock Leather (450/550, Grade 7)

## ARNO™

Arno features perforated leather upholstery panels, one in the seat and one in the back allowing air normally trapped in the cushions to escape. Impact resistant molded loop arms are standard. **For coordinating Arno guest chair (4004) see page 26-27.**

### INSTOCK LEATHER

450/550

ALERO & ARNO: Black Leather/  
Mock Leather (450/550)



ups *5 star direct*  
1961LM-3

4003

1961LM-3 (BACK)



### ARNO HIGH BACK TILTER

DIMENSIONS: 25w x 29d x 42h

ERGONOMIC FEATURES: A, B, C, N, S

Shown in Leather/Mock Leather (450/550, Grade 7)



### ALERO MEDIUM BACK MULTI-TILTER (Back View).

See specifications and pricing above.



## TYE™

The latest engineering techniques with air-flow mesh technology. Standard with Black vinyl back panels and Black mesh with fabric seat. **For coordinating Tye guest chair (1953) see page 26-27.**

**1950-4 TYE** HIGH BACK TILTER with height adjustable "T" arms (3N)

DIMENSIONS: 25w x 26d x 45 1/2h

Ergonomic Features: A, C, E, H, M, N, S

Shown in Black Mesh, 550 and Jenny (JN02, Grade 3)

## TAMIRI®

Contemporary elegance using solid and perforated leathers. Tilter models offer tilt lock/seat height controls. **For coordinating Tamiri guest chair (4522) see page 26-27.**

### INSTOCK LEATHER

450/550

**TAMIRI:** Black Leather/  
Mock Leather (450/550)

### INSTOCK FABRIC / LEATHER

MS30  
MESH

JN02

550

**TYE:** Black mesh fabric and Black vinyl back, **Jenny** Black (JN02) seat and Black Mock Leather (550) on back



1950-4

1951-4



4526



4527



**TYE** MEDIUM BACK TILTER with height adjustable "T" arms (3N)

DIMENSIONS: 25w x 26d x 41h

ERGONOMIC FEATURES: A, C, E, H, M, N, S

Shown in Black Mesh, 550 and Jenny (JN02, Grade 3)



**TAMIRI** HIGH BACK TILTER

DIMENSIONS: 25w x 27d x 45h

ERGONOMIC FEATURES: A, B, C, M, N, S

Shown in Leather/Mock Leather (450/550, Grade 7)



**TAMIRI** LOW BACK TILTER

DIMENSIONS: 25w x 26 1/2d x 39h

ERGONOMIC FEATURES: A, B, C, M, N, S

Shown in Leather/Mock Leather (450/550, Grade 7)

## GLOBAL ACCORD®

Global Accord is an elegant and refined seating series created by the renowned designer Zooey Chu. Global Accord features a polished aluminum arm with a sling style back and is upholstered with rolled and pleated details. DESIGNED BY | **ZOOEY CHU**

### 2670LM-2 GLOBAL ACCORD HIGH BACK KNEE-TILTER

DIMENSIONS: 25w x 25d x 44h

ERGONOMIC FEATURES: A, B, C, J, M, N


Shown in Leather/Mock Leather (450/550, Grade 7)

DESIGNED BY | **ZOOEY CHU**



#### INSTOCK LEATHER

450/550



**GLOBAL ACCORD LEATHER:** Black Leather/Mock Leather (450/550)

#### INSTOCK FABRIC

S111



**GLOBAL ACCORD:** Sprinkle - Graphite (S111)

2671LM-2 2670LM-2  



2671-2  



### GLOBAL ACCORD MEDIUM BACK KNEE-TILTER

DIMENSIONS: 25w x 25d x 37h

ERGONOMIC FEATURES: A, B, C, J, M, N

Shown in Leather/Mock Leather (450/550, Grade 7)



### GLOBAL ACCORD HIGH BACK KNEE-TILTER

DIMENSIONS: 25w x 25d x 44h

ERGONOMIC FEATURES: A, B, C, J, M, N

Shown in Sprinkle (S111, Grade 3)



### GLOBAL ACCORD MEDIUM BACK KNEE-TILTER

DIMENSIONS: 25w x 25d x 37h

ERGONOMIC FEATURES: A, B, C, J, M, N

Shown in Sprinkle (S111, Grade 3)

DESIGNED BY | **ZOOEY CHU**

DESIGNED BY | **ZOOEY CHU**

DESIGNED BY | **ZOOEY CHU**



4560

## ENTERPRISE®

Gently sculpted back and seat provide lateral and lumbar support. Stylish curved arms are molded black plastic.

**For coordinating Enterprise guest chair (4565) see page 26-27.**

### 4560 ENTERPRISE HIGH BACK TILTER

DIMENSIONS: 24 1/2w x 27d x 45h

ERGONOMIC FEATURES: A, B, C, M, N, S

Shown in Sprinkle (S106, Grade 3)

## COMMERCE®


"S" shaped back cushions provide support to the upper and lower back areas. Upholstered armcaps are standard. Tilter models standard with single position tilt-lock/seat height adjustment. **For coordinating Commerce guest chair (4735) see page 26-27.**

### INSTOCK FABRIC



ENTERPRISE: Sprinkle - Cabernet (S101), Sapphire (S106), Black (S110), Graphite (S111)

### INSTOCK FABRIC



COMMERCE: Pebbles - Rhapsody (PB07), Ocean (PB08), Asphalt (PB09)

4561 4736



4737



### ENTERPRISE LOW BACK TILTER

DIMENSIONS: 24 1/2w x 26 1/2d x 39h

ERGONOMIC FEATURES: A, B, C, M, N, S

Shown in Sprinkle (S106, Grade 3)



### COMMERCE HIGH BACK TILTER

DIMENSIONS: 24 3/4w x 28d x 41 1/2h

ERGONOMIC FEATURES: A, B, C, M, N, S

Shown in Pebbles (PB08, Grade 3)



### COMMERCE LOW BACK TILTER

DIMENSIONS: 24 1/2w x 26 1/2d x 39h

ERGONOMIC FEATURES: A, B, C, M, N, S

Shown in Pebbles (PB08, Grade 3)

## SUPRA™

Contoured cushions support the user in comfortable, contemporary style. Standard with tilt tension/tilt lock control. All models on casters are standard in black finish with polyurethane waterfall armrests.

**For coordinating Supra guest chair (5332) see page 26-27. DESIGNED BY | ZOOEY CHU**

**5330-4SUPRA** HIGH BACK TILTER

DIMENSIONS: 26w x 27d x 42h

ERGONOMIC FEATURES: A, B, C, M, N, S

Shown in Sprinkle (S106, Grade 3)

## SUPRA X™

A new generation of ergonomic office seating offering exceptional comfort, value and style. Height adjustable lumbar support with seat depth control.

DESIGNED BY | ZOOEY CHU

### INSTOCK FABRIC



**SUPRA & SUPRA X: Sprinkle** - Sapphire (S106), Black (S110), Graphite (S111) all with Tungsten upper finish and Black base (UB)

DESIGNED BY | ZOOEY CHU



5330-4

5331-45336-35330-4 (BACK)



**SUPRA** MEDIUM BACK TILTER

DIMENSIONS: 26w x 26d x 39h

ERGONOMIC FEATURES: A, B, C, M, N, S

Shown in Sprinkle (S106, Grade 3)



**SUPRA X** MEDIUM BACK MULTI-TILTERwith height adjustable arms (SC)

DIMENSIONS: 25 1/2w x 23d x 38 1/2h

ERGONOMIC FEATURES: A, B, C, E, G, H, M, N, S

Shown in Sprinkle (S106, Grade 3)



**SUPRA** HIGH BACK TILTER (Back View)

See specifications above.

DESIGNED BY | ZOOEY CHU

DESIGNED BY | ZOOEY CHU

DESIGNED BY | ZOOEY CHU

**A CONSUMERS DIGEST  
"BEST BUY"**



3217

**GRANADA®**

Granada features a sculpted back with pronounced lumbar support. Standard height adjustable curved arms (3N) on all arm models. Adjustable seat depth 'seat slider' is standard on all multi-tilter models.

**3217 GRANADA** HIGH BACK MULTI-TILTER with height adjustable "T" arms (3N)

DIMENSIONS: 26w x 23d x 43h


ERGONOMIC FEATURES: A, B, C, D, E, F, G, H, M, N, Q, S

Shown in Sprinkle (S111, Grade 3)

**OBUSFORME®**

A uniquely shaped inner back support helps reduce back strain by guiding your back into a correct healthy posture. The backrest continuously supports the natural lazy "S" curve of your spine, flexing as you move.

**INSTOCK FABRIC**



**OBUSFORME: Silhouette - Asphalt (SL20)**

**INSTOCK FABRIC**



**GRANADA: Sprinkle - Cabernet (S101), Sapphire (S106), Black (S110), Graphite (S111)**

4430



**OBUSFORME** HIGH BACK MULTI-TILTER

DIMENSIONS: 23 1/2w x 23 1/2d x 53 1/2h

ERGONOMIC FEATURES: A, B, C, D, E, F, G, H, M, N, Q, S

Shown in Silhouette (SL20, Grade 4)

4430 (BACK)



**OBUSFORME** HIGH BACK MULTI-TILTER (Back View)

See specifications above.

3212



**GRANADA** LOW BACK MULTI-TILTER with height adjustable "T" arms (3N)

DIMENSIONS: 26w x 22 1/2d x 40h

ERGONOMIC FEATURES: A, B, C, D, E, F, G, H, M, N, Q, S

Shown in Sprinkle (S111, Grade 3)

**A CONSUMERS DIGEST  
"BEST BUY"**

## TRUFORM™

Truform features gently curved, streamlined seat and back cushions.

**5450-3 TRUFORM HIGH BACK MULTI-TILTER** with SC arms and B5 Black plastic base

DIMENSIONS: 26w x 25d x 42h

ERGONOMIC FEATURES: A, B, C, D, F, G, H, M, N, Q, S

Shown in Sprinkle (S111, Grade 3)

## TRUFORM TS™

Standard with either Ultracell or molded heavy duty seat foam, and features a heavy-duty 3" wide back upright. Truform TS is rated for Multi-Shift use for people up to 350 pounds.

## GRAHAM™

Standard with tilt tension control. Single position tilt lock. Adjustable height back and lumbar support. Height adjustable curved urethane arms (3N) are standard.

### INSTOCK FABRIC



**TRUFORM & TRUFORM TS:**  
Sprinkle - Black (S110),  
Graphite (S111)

### INSTOCK FABRIC



**GRAHAM: Pebbles - Stone (PB04),**  
Rhapsody (PB07), Asphalt (PB09)



5450-3

5451-3



**TRUFORM MEDIUM BACK MULTI-TILTER** with SC arms and B5 Black plastic base

DIMENSIONS: 26w x 25d x 38 1/2h

ERGONOMIC FEATURES: A, B, C, D, F, G, H, M, N, Q, S

Shown in Sprinkle (S111, Grade 3)

TS5450-3



**TRUFORM TS HIGH BACK MULTI-TILTER** with SC arms and B5 Black plastic base

DIMENSIONS: 26w x 25d x 42h

ERGONOMIC FEATURES: A, B, C, D, F, G, H, M, N, Q, S

Shown in Sprinkle (S111, Grade 3)

**TS5451-3 TRUFORM TS MEDIUM BACK MULTI-TILTER** with SC arms and B5 Black plastic base

DIMENSIONS: 26w x 25d x 38 1/2h

ERGONOMIC FEATURES: A, B, C, J, M, N

Not Shown

3144



**GRAHAM LOW BACK ERGO-TILTER** with height adjustable "T" arms (3N)

DIMENSIONS: 25w x 26d x 37 1/2h

Ergonomic Features: A, B, C, D, G, H, M, N, S

Shown in Pebbles (PB04, Grade 3)



2780-3

## MALLORCA™

Features include contoured seats with waterfall edges and pronounced built-in lumbar support for the lower back which promotes good posture.

**2780-3 MALLORCA** HIGH BACK MULTI-TILTER with height adjustable arms (3P) and multi-depth mechanism (MD)

DIMENSIONS: 25w x 26d x 41 1/2h


ERGONOMIC FEATURES: A, B, C, D, E, F, G, H, M, N, Q, S

Shown in Pebbles (PB04, Grade 3)

## MALAGA®

Malaga features a multi-curved backrest with a deeply sculpted molded foam seat with a waterfall seat edge. Standard arms are height adjustable and include teardrop shaped armrests (TD). Adjustable seat depth (MD) mechanism is standard.

### INSTOCK FABRIC



**MALAGA: Sprinkle** - Sapphire (S106), Black (S110), Graphite (S111)

### INSTOCK FABRIC



**MALLORCA: Pebbles** - Stone (PB04), Rhapsody (PB07), Asphalt (PB09)

2781-3 



**MALLORCA** MEDIUM BACK MULTI-TILTER with height adjustable arms (3P) and multi-depth mechanism (MD)

DIMENSIONS: 25w x 26d x 37 1/2h

ERGONOMIC FEATURES: A, B, C, D, E, F, G, H, M, N, Q, S

Shown in Pebbles (PB04, Grade 3)

3140-3  



**MALAGA** HIGH BACK MULTI-TILTER with height adjustable arms (TD)

DIMENSIONS: 26w x 25d x 41h

ERGONOMIC FEATURES: A, B, C, D, F, G, H, M, N, Q, S

Shown in Sprinkle (S106, Grade 3)

3141-3  



**MALAGA** LOW BACK MULTI-TILTER with height adjustable arms (TD)

DIMENSIONS: 26w x 24d x 37h

ERGONOMIC FEATURES: A, B, C, D, F, G, H, M, N, Q, S

Shown in Sprinkle (S106, Grade 3)

## ASPEN™

We have utilized our many years of ergonomic research and in-the-field testing and evaluation to give Aspen a universal level of comfort and 'sit' for all body sizes and types.

### 2851-3 ASPEN HIGH BACK MULTI-TILTER

DIMENSIONS: 24w x 25d x 41h

ERGONOMIC FEATURES: A, B, C, D, E, F, G, H, M, N, S

Shown in Jenny (JN11, Grade 3)

## ALERO™

Alero's breathable mesh back and comfortable padded seat create the perfect blend of comfort and design.

Also available in leather (1960LM-3) see page 14.



2851-3

### INSTOCK FABRIC

JN11



ASPEN:  
Jenny - Charcoal (JN11)

### INSTOCK FABRIC

JN02



ALERO:  
Jenny - Ebony (JN02)

2852-3



2852-3 (BACK)



1961-3



### ASPEN MEDIUM BACK MULTI-TILTER

DIMENSIONS: 24w x 25d x 37h

ERGONOMIC FEATURES: A, B, C, D, E, F, G, H, M, N, S

Shown in Jenny (JN11, Grade 3)



### ASPEN MEDIUM BACK MULTI-TILTER (Back View)

See specifications left.



### ALERO MEDIUM BACK MULTI-TILTER

DIMENSIONS: 25w x 24 1/2d x 40 1/2h

ERGONOMIC FEATURES: A, B, C, D, E, G, H, M, N, S

Shown in Jenny (JN02, Grade 3)

See page 14 for back view of Alero.





2237-3

## GOAL™

Goal is designed to give substantial upholstery and cushioning treatment to a full range product line consisting of task, operator, multi-tilter and tilter models. Select a task chair with height adjustable self-skinned urethane arms or go armless. For additional function, consider the single lever operator control allowing adjustment of both seat and back angles.

**2237-3 GOAL LOW BACK MULTI-TILTER** with height adjustable "T" arms (3N)

DIMENSIONS: 25w x 22 1/2d x 36h

ERGONOMIC FEATURES: A, B, C, D, F, G, H, N, S


Shown in Pebbles (PB04, Grade 3)

**2236-6 GOAL DRAFTING TASK** (armless)

DIMENSIONS: 20 1/2w x 24 1/2d x 48h

ERGONOMIC FEATURES: C, D, E, N - Not shown (see page 25)

### INSTOCK FABRIC



**GOAL: Pebbles - Stone (PB04), Rhapsody (PB07), Ocean (PB08), Asphalt (PB09) - All with Black frame**



2237-6



2239-6



2237-5



**GOAL LOW BACK TASK** with height adjustable "T" arms (3N)

DIMENSIONS: 25 1/2w x 24 1/2d x 39h

ERGONOMIC FEATURES: C, D, E, H, N

Shown in Pebbles (PB04, Grade 3)



**GOAL LOW BACK TASK** (armless)

DIMENSIONS: 20 1/2w x 24 1/2d x 39h

ERGONOMIC FEATURES: C, D, E, H, N

Shown in Pebbles (PB04, Grade 3)



**GOAL LOW BACK OPERATOR** with height adjustable "T" arms (3N)

DIMENSIONS: 25w x 22 1/2d x 36h

ERGONOMIC FEATURES: C, D, F, G, H, N

Shown in Pebbles (PB04, Grade 3)

## SONIC™

Durable, all purpose stack seating with plastic capped arms or armless models.

**6508 SONIC CHAIR** (armless) Polypropylene seat and back

DIMENSIONS: 20 1/2w x 21 3/4d x 32h - Shown in Black (BK)

## COMET™


Comet can be stacked 5 high for easy storage. Durable black finish on tubular steel frame.

### INSTOCK FINISH

BK

SONIC: Black (BK) Polypropylene

### INSTOCK FABRIC



COMET: Sprinkle - Cabernet (S101), Black (S110), Graphite (S111)



6508

6513



2171

2172



**SONIC ARMCHAIR** Polypropylene seat and back

DIMENSIONS: 20 1/2w x 21 3/4d x 32h

Shown in Black (BK)



**COMET STACKING ARMCHAIR**

DIMENSIONS: 23w x 22d x 32 1/2h

Shown in Sprinkle (S101, Grade 3)

Packed three per carton, priced individually.



**COMET STACKING CHAIR** (armless)

DIMENSIONS: 19w x 22d x 32 1/2h

Shown in Sprinkle (S111, Grade 3)

Packed three per carton, priced individually.

DESIGNED BY | **ZOOEY CHU**



6621

## DUET™

Steel rod frame is available in Chrome (CH) only. Models can be stacked up to 40 high on mobile Dolly (model 6624) or 10 high standing on the floor. DESIGNED BY | **ZOOEY CHU**

**6621 DUET CHAIR** (armless) Polypropylene seat and back

DIMENSIONS: 20 1/2w x 22 1/2d x 32 1/2h - Shown in Black (BK)

Chairs come packed four to a carton, but are priced individually below. If chairs are ordered in multiples other than four, a \$25 list upcharge per order will apply.

## GOAL™ DRAFTING STOOL

Goal is designed to give substantial upholstery and cushioning treatment for maximum comfort.

## DRAFTING STOOL KITS

Provides a low cost way for changing any pneumatic task or operator chair into a drafting chair.

### INSTOCK FINISH

BK

DUET: Black (BK) Polypropylene

### INSTOCK FABRIC

PB04

PB07

PB08

PB09

**GOAL Pebbles** - Stone (PB04), Rhapsody (PB07), Ocean (PB08), Asphalt (PB09) - All with Black frame

6620



**DUET ARMCHAIR** Polypropylene seat and back

DIMENSIONS: 20 1/2w x 22 1/2d x 32 1/2h

Shown in Black (BK)

Chairs come packed four to a carton, but are priced individually below. If chairs are ordered in multiples other than four, a \$25 list upcharge per order will apply.

**6624 DUET DOLLY**

DIMENSIONS: 20 1/2w x 40d x 19h

Not Shown

2236-6



**GOAL DRAFTING STOOL - TASK** (armless)

DIMENSIONS: 20 1/2w x 24 1/2d x 48h

ERGONOMIC FEATURES: C, D, E, N

Shown in Pebbles (PB04, Grade 3)

2241 / 2243



**(TOP) 2241 STOOL KIT** with 6" extension tube - Kit contains Black four-spoked footrest with chrome outer ring, extension tube and Black 26 1/2" chair base. Casters not included.

**(BOTTOM) 2243 STOOL KIT** with 10" gas cylinder Kit contains Black four-spoked footrest with chrome outer ring, 10" pneumatic gas cylinder and Black 26 1/2" chair base. Casters not included.

DESIGNED BY | **ZOOEY CHU**

# CITI™

Citi offers a contemporary timeless look that is finely scaled so it works particularly well where space is at a premium. The raised leg enhances the lightness of scale and provides easy access for cleaners.



Interiors  
sources  
Editors'  
CHOICE

## INSTOCK LEATHER

450/550

CITI Black Leather/Mock Leather (450/550) with Tungsten (TUN) legs

3722

4565



5332 (TUN)

5225 (BK)



**TRADITIONAL BANKERS STYLE**  
ARMCHAIR  
DIMENSIONS: 25w x 22 1/2d x 31h  
ERGONOMIC FEATURES: M, N -  
Shown in Traditional Vinyl (557, Grade 3)  
with Mahogany (TMM) finish



**ENTERPRISE ARMCHAIR**  
DIMENSIONS: 24 1/2w x 26 1/2d x 37h  
ERGONOMIC FEATURES: M, N  
Shown in Sprinkle (S106, Grade 3)



**SUPRA ARMCHAIR** with four legged base  
DIMENSIONS: 25w x 25 1/2d x 38h  
ERGONOMIC FEATURES: M, N  
Shown in Sprinkle (S106, Grade 3)



**SOLO ARMCHAIR**  
DIMENSIONS: 24w x 25d x 34h  
ERGONOMIC FEATURES: M, N  
Shown in Pebbles (PB08, Grade 3)

UPS - Oversize

4522



4735



4004

1953



**TAMIRI ARMCHAIR**  
DIMENSIONS: 25w x 26 1/2d x 37h  
ERGONOMIC FEATURES: M, N  
Shown in Leather/Mock Leather  
(450/550, Grade 7)



**COMMERCE ARMCHAIR**  
DIMENSIONS: 27 3/4w x 28 1/2d x 34h  
ERGONOMIC FEATURES: M, N  
Shown in Pebbles (PB09, Grade 3)



**ARNO ARMCHAIR**  
DIMENSIONS: 24 1/2w x 26 1/2d x 42h  
ERGONOMIC FEATURE: N  
Shown in Leather/Mock Leather  
(450/550, Grade 7)



**TYE ARMCHAIR**  
DIMENSIONS: 24 1/2w x 23d x 36h  
ERGONOMIC FEATURE: M, N  
Shown in Black Mesh, 550 and Jenny  
(JN02, Grade 3)



7875

7885

7876



**CITI LOUNGE CHAIR**

DIMENSIONS: 30w x 31d x 30h

Shown in Leather/Mock Leather (450/550, Grade 7)



**CITI END TABLE**

DIMENSIONS: 20w x 24d x 20h

Shown in Black Laminate Top



**CITI TWO SEAT SOFA**

DIMENSIONS: 50 1/2w x 31d x 30h

Shown in Leather/Mock Leather (450/550, Grade 7)

## GUEST SEATING FABRICS & FINISHES

### INSTOCK VINYL / FINISH

557

TMM

**TRADITIONAL:** Oxblood (557) with Mahogany (TMM) frame

### INSTOCK LEATHER

450/550

**TAMIRI/ARNO:** Black Leather/ Mock Leather (450/550)

### INSTOCK FABRIC

PB07

PB08

PB09

**COMMERCE/SOLO:** Pebbles - Rhapsody (PB07), Ocean (PB08), Asphalt (PB09) All with Black frame

### INSTOCK FABRIC

S101

S106

S110

S111

**ENTERPRISE:** Sprinkle - Cabernet (S101), Sapphire (S106), Black (S110), Graphite (S111)

### INSTOCK FABRIC

S106

S110

S111

**SUPRA:** Sprinkle - Sapphire (S106), Black (S110), Graphite (S111) all with Tungsten frame (TUN)

### INSTOCK FABRIC

MS30 MESH

JN02

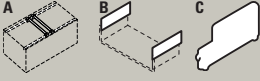
550

**TYE:** Black mesh fabric and Black vinyl back. Jenny Black (JN02) seat and Black Mock Leather (550) on back

## 9300 PLUS SERIES LATERAL FILES

All fixed front lateral file drawers ("B" & "L") hold letter, legal and A4 Metric file sizes with side-to-side hanging file bars provided. Receding front "B" door openings accommodate three ring binders. Central core removable cam lock. Interlock system prevents tipping by allowing only one drawer to open at a time.

### LATERAL FILE ACCESSORIES



**A FBB HANGING FRONT-TO BACK BARS**  
Per pair

**FBB-50 HANGING FRONT-TO BACK BARS**  
50 per box

**FBB-100 HANGING FRONT-TO BACK BARS**  
100 per box

**B EDPS EDP SIDE ADAPTERS**  
Per pair

**C PD PLATE DIVIDERS**  
3 per package

## 9300 MULTI-STOR

Three high storage cabinet with two fixed and one adjustable shelf above two high lateral file with one "B" opening and one "L" opening. Side to side hanging file bars included in lateral file drawers.

## 9300 STORAGE

9300 Storage offers 72" high cabinets with one fixed center shelf and three adjustable shelves. 9300P models have the added beauty and ease of a "Full Pull".

## G PEDESTALS

These value packed G pedestals are equipped with sliding ball bearing suspension on box/file drawers to ensure smooth drawer action.


## 26 1/2" D VERTICAL FILES / 25" D VERTICAL FILES

Ball bearing suspension. 26 1/2" models have an aluminum label holder. All INstock files standard as non-locking models. Add Lock Kit for added security (LK26).

## FILE BUDDY™

File Buddy is the comfortable solution for filing and other tasks.

### INSTOCK FINISH



**Metal - Black (BLK), Desert Putty (DPT), Light Grey (LGR)**

### INSTOCK VINYL



**FILE BUDDY  
Leatherite - Black (70)**

9336P-2F1H



### 9300 PLUS SERIES LATERAL FILES

#### 2 DRAWER LATERAL

**9336P-2F1H (Fixed)**  
DIMENSIONS: 36w x 18d x 27 1/2h  
Shown in Desert Putty (DPT)

**9342P-2F1H (Fixed)**  
DIMENSIONS: 42w x 18d x 27 1/2h  
Not shown

9336P-3F1H



### 9300 PLUS SERIES LATERAL FILES

#### 3 DRAWER LATERAL

**9336P-3F1H (Fixed)**  
DIMENSIONS: 36w x 18d x 40 1/2h  
Shown in Light Grey (LGR)

**9342P-3F1H (Fixed)**  
DIMENSIONS: 42w x 18d x 40 1/2h  
Not shown

9336P-4F1H



### 9300 PLUS SERIES LATERAL FILES

#### 4 DRAWER LATERAL

**9336P-4F1H (Fixed)**  
DIMENSIONS: 36w x 18d x 54h  
Shown in Black (BLK)

**9342P-4F1H (Fixed)**  
DIMENSIONS: 42w x 18d x 54h  
Not shown

9336P-5F1H



### 9300 PLUS SERIES LATERAL FILES

#### 5 DRAWER LATERAL

**9336P-5F1H (Fixed)**  
DIMENSIONS: 36w x 18d x 65 1/2h  
Shown in Light Grey (LGR)

**9342P-5F1H (Fixed)**  
DIMENSIONS: 42w x 18d x 65 1/2h  
Not shown

GWP-23BBF



### G PEDESTALS

#### GWP-23BBF

Freestanding box-box file pedestal  
15w x 23d x 27 1/2h - Shown in Light Grey (LGR)

#### GMP-23BBF

Mobile box-box file pedestal  
15w x 23d x 28h - Not shown

GWP-23FF



### G PEDESTALS

#### GWP-23FF

Freestanding file-file pedestal  
15w x 23d x 27 1/2h - Shown in Black (BLK)

#### GMP-23FF

Mobile file-file pedestal  
15w x 23d x 28h - Not shown

9336P-5MSL



**MULTI-STOR** Full Pull  
DIMENSIONS: 36w x 18d x 65 1/2h  
Shown in Light Grey (LGR)

9336-S72L



**STORAGE CABINET** One fixed center shelf, three adjustable shelves  
DIMENSIONS: 36w x 18d x 72h  
Shown in Desert Putty (DPT)

9336P-S72L



**STORAGE CABINET** Full Pull - One fixed center shelf, three adjustable shelves  
DIMENSIONS: 36w x 18d x 72h  
Shown in Light Grey (LGR)

26-200

26-250

26-400

26-450

26-500

LK26



**26 1/2" D VERTICAL FILE**  
**26-200 (2-drawer letter)**  
DIMENSIONS: 15w x 26 3/4d x 29h  
Shown in Light Grey (LGR)

**26-250 (2-drawer legal)**  
DIMENSIONS: 18w x 26 3/4d x 29h  
Not shown



**26 1/2" D VERTICAL FILE**  
**26-400 (4-drawer letter)**  
DIMENSIONS: 15w x 26 3/4d x 52h  
Shown in Light Grey (LGR)

**26-450 (4-drawer legal)**  
DIMENSIONS: 18w x 26 3/4d x 52h  
Not shown



**26 1/2" D VERTICAL FILE**  
**26-500 (5-drawer letter)**  
DIMENSIONS: 15w x 26 3/4d x 64 1/2h  
Shown in Light Grey (LGR)

**FIELD INSTALLABLE LOCK KIT**  
**LK26**  
**LK26-50** Pack of 50

25-200

25-250

25-400

25-450

1105



**25" D VERTICAL FILE**  
**25-200 (2-drawer letter)**  
DIMENSIONS: 15w x 25d x 29h  
Shown in Desert Putty (DPT)

**25-250 (2-drawer legal)**  
DIMENSIONS: 18w x 25d x 29h  
Shown in Desert Putty (DPT)



**25" D VERTICAL FILE**  
**25-400 (4-drawer letter)**  
DIMENSIONS: 15w x 25d x 52h  
Shown in Desert Putty (DPT)

**25-450 (4-drawer legal)**  
DIMENSIONS: 18w x 25d x 52h  
Shown in Desert Putty (DPT)




**FILE BUDDY** PNEUMATIC SWIVEL STOOL with 5" pneumatic lift  
DIMENSIONS: 14dia x 16 1/2h-21 1/2h  
ERGONOMIC FEATURES: C  
Shown in Leatherite (70, Grade 1)  
price as stocked

# TEXTILES & FINISHES

**CARE & CLEANING Fabrics:** To extend the life of your seating upholstered in fabric, regularly dust the chair to prevent airborne particles from penetrating the fabric surface.

For light soiling, use a damp cloth and blot the spot with very slight pressure, taking care never to soak the fabric. Dry with clean cloth by blotting — never rub fabric. More intense stains can be treated the same way, but with a mild detergent. Always test fabric first in an unseen area before using any cleaning method.

## DESKS & TABLE FINISHES (LAMINATE) - WOOD GRAIN



**AWH** Avant Honey, **SOG** Storm Grey, **DES** Dark Espresso, **CSJ** Constellation Java, **QTM** Quartered Mahogany, **AWC** Avant Cherry, **GRY** Grey, **MAF** Figured Mahogany, **W** Walnut, **\*Oyster Grey** polypropylene (water resistant) is for Lite-Lift II tables only.

## SEATING FRAME/ TRIM FINISHES



**BK** Black Plastic, **TUN** Tungsten, **TMM** Mahogany Wood

## FILE & STORAGE FINISHES (METAL)



**DPT** Desert Putty, **BLK** Black, **LGR** Light Grey




**Leather:** For regular cleaning, simply use a soft damp cloth, taking care not to soak the leather. For more thorough treatment, soak a soft cloth in mild soap solution and wipe surface in a light circular motion. Repeat with clean water. Allow to dry and polish with a soft dry cloth. Do not use detergent, aerosol sprays or other polishes.

**Wood Seating & Desk Finishes:** Following the direction of the grain, wipe with a soft damp cloth, then a dry one. For heavier soils, try a mild soap solution, then repeat the above steps.


**Laminate & Painted Metal Finishes:** Using a soft cloth, simply wipe the surface with a mild soap solution or glass cleaner. Always use a dry cloth and circular motion to prevent streaks.

**PEBBLES - GRADE 3** Contents: 100% Polypropylene




**PB04** Stone, **PB07** Rhapsody, **PB08** Ocean, **PB09** Asphalt

**SPRINKLE - GRADE 3** Contents: 32% Polyester, 68% Olefin



**S101** Cabernet, **S106** Sapphire, **S110** Black, **S111** Graphite

**JENNY - GRADE 3** Contents: 100% Polyester



**JN02** Ebony, **JN11** Charcoal


**SILHOUETTE - GRADE 4** Contents: 100% Nylon



**SL20** Asphalt




**LEATHER**



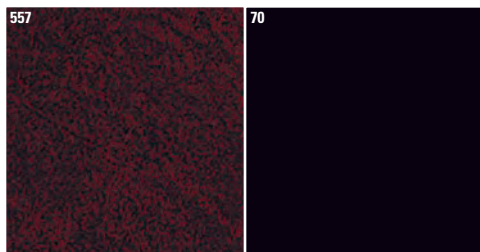
**D534** Black Contract Leather (Grade 12), **450** Genuine Leather (Grade 7)

**MESH** - Standard on Alero, Ride and Tye Series



**MS30** Mesh

**VINYL**



**557** Oxblood Traditional Vinyl (Grade 3), **70** Leatherite Vinyl (Grade 1)

**5-DAY DIRECT  
SEATING SHIPPED WITHIN 5 DAYS!  
CUSTOM · QUICK · SIMPLE**



**ALERO** - 1960LM-3  
GRADES 7, 10, 12 (leather only)



**ALERO** - 1961LM-3  
GRADES 7, 10, 12 (leather only)



**TROY** - 3967  
GRADES 7, 10, 12 (leather only)



**TRUFORM** - 5450-3  
GRADES 3, 4



**TRUFORM** - 5451-3  
GRADES 3, 4



**TYE** - 1950-4  
GRADES 3, 4



**TYE** - 1951-4  
GRADES 3, 4



**SUPRA X** - 5336-3  
GRADES 3, 4



**SUPRA X** - 5337-6  
GRADES 3, 4



**GRAHAM** - 3144  
GRADES 3, 4



**ENTERPRISE** - 4561  
GRADES 3, 4



**ENTERPRISE** - 4565  
GRADES 3, 4



**MALAGA** - 3140-3  
GRADES 3, 4



**MALAGA** - 3141-3  
GRADES 3, 4



**SOLO** - 5228-9  
GRADES 3, 4



**GOAL** - 2237-5  
GRADES 3, 4



**GOAL** - 2237-6  
GRADES 3, 4



**GOAL** - 2239-6  
GRADES 3, 4



**GOAL** - 2235-6  
GRADES 3, 4



**GOAL** - 2236-6  
GRADES 3, 4



**GOAL** - 2237-3  
GRADES 3, 4



**GRANADA** - 3217  
GRADES 3, 4



**GRANADA** - 3212  
GRADES 3, 4



**OBUSFORME** - 4430  
GRADES 3, 4



**FILE BUDDY** - 1105  
GRADES 1, 3, 4, 7, 10, 12

**Quantity Limitations**

The 5 Day Direct program can accept orders up to 25 pieces. This can be of the same model or 25 different models. Orders over 25 pieces will revert to Global's standard factory lead times.

**Ordering Information**

For those orders NOT submitted on the 5 Day Direct Order Form, please clearly identify the order as 5 Day Direct to avoid

any delays. Orders submitted for 5 Day Direct that exceed the program limits will be processed as regular orders.

**Order Delays**

Should an account be on HOLD, the 5 Day Direct program will not be effective until the order is released. Additionally, orders may be delayed until the order is clear (discrepancies resolved) and approved.

**Pricing**

Distribution Center pricing applies

**Textile Memo Samples**

Contact your local Global Distribution Center.

**Shipping**

Many products in the 5 Day Direct program will ship from Global's Manufacturing facilities via UPS (United Parcel Service). For larger orders, product may ship via LTL

carrier. All shipments are commercial dock delivery ONLY and do not include setup or installation. Residential deliveries will incur additional costs.

**Changes and Cancellations**

Due to quick manufacturing and shipping time of the 5 Day Direct program, changes and/or cancellations can NOT be accepted once an order is placed.

**GLOBAL FABRICS**

**Grade 1**

Leatherite Vinyl

**Grade 3**

Drama, Imagerie, Jenny, Pebbles, Quilt, Shard, Sprinkle, Styx, Time

**GLOBAL FABRICS**

**Grade 4**

Allante, Crescent, Cumulus, Lyon, Oxygen, Quantum, Renewal, Silhouette, Softside

**GLOBAL LEATHERS**

**Grade 7**

Genuine Leather/Mock Leather (Alero and Troy Only)

**Grade 10**

Genuine Leather (Alero and Troy Only)

**GLOBAL CONTRACT LEATHER**

**Grade 12**

Contract Leather (Alero and Troy Only)

**DESKS & WORKSTATIONS**

Accessories .....	8
Adaptabilities .....	2-3
Bookcases .....	8
Correlation .....	4
Genoa .....	7
Laurent .....	6
Presidential .....	5, 10-11

**TABLES**

Alba Tables .....	9
Boardroom Tables .....	10-11
Folding Tables .....	9
Lite Lift II Tables .....	9

**EXECUTIVE SEATING**

Alero .....	14
Arno .....	14
Arturo .....	13
Concorde Executive 24HR .....	12
Global Accord .....	16
Softcurve .....	12
Tamiri .....	15
Troy .....	13

**MANAGEMENT SEATING**

Commerce .....	17
Enterprise .....	17
Global Accord .....	16
Supra .....	18
Supra X .....	18
Tye .....	15

**ERGONOMIC/TASK SEATING**

Alero .....	22
Aspen .....	22
Goal .....	23
Graham .....	20
Granada .....	19
Malaga .....	21
Mallorca .....	21
OBUSForme .....	19
Supra X .....	18
Truform .....	20
Truform TS .....	20

**MULTI-PURPOSE SEATING**

Comet .....	24
Drafting Stool Kits .....	25
Duet .....	25
Goal Drafting Stool .....	25
Sonic .....	24

**LOUNGE & RECEPTION SEATING**

Citi .....	26-27
------------	-------

**GUEST SEATING**

Arno .....	26-27
Commerce .....	26-27
Enterprise .....	26-27
Solo .....	26-27
Supra .....	26-27
Tamiri .....	26-27
Traditional .....	26-27
Tye .....	26-27

**FILING & STORAGE**

2500 Series Vertical .....	28-29
2600 Series Vertical .....	28-29
9300P Series Lateral .....	28-29
File Buddy .....	28-29
G Series Pedestals .....	28-29
Lateral File Accessories .....	28-29
Storage Cabinets .....	28-29

**REFERENCE**

Textiles & Finishes .....	30-31
5-Day Direct .....	32
Warranty .....	Inside Front Cover
Research & Development .....	Inside Front Cover
Ergonomics .....	Inside Front Cover
Ergonomic Features .....	Inside Front Cover



## VALUE IS ALWAYS IN STYLE™

### SHOWROOMS + DISTRIBUTION CENTERS THROUGHOUT THE UNITED STATES

**Global US Headquarters**  
17 West Stow Road  
Marlton, NJ 08053  
Tel: (856) 596-3390  
Tel: (800) 220-1900  
Fax: (856) 596-5684

**Harris Ridge Business Center**  
6135 Lakeview Road - Suite 350  
Charlotte, NC 28269  
Tel: (704) 494-4866  
Fax: (704) 494-4889

**335 Treeworth Boulevard**  
Broadview Heights, OH 44147  
Tel: (440) 546-0065  
Fax: (440) 546-0092

**2000 Freeway Boulevard**  
Brooklyn Center, MN 55430  
Tel: (763) 560-8196  
Tel: (800) 829-2153  
Fax: (763) 560-2098

**12320 Bloomfield Avenue,  
Unit A**  
Santa Fe Springs, CA 90670  
Tel: (562) 484-9686  
Tel: (800) 640-0301  
Fax: (562) 484-9685

**119 Greentree Road**  
Marlton, NJ 08053  
Tel: (856) 596-3390  
Tel: (800) 220-1900  
Fax: (856) 596-4472

**The Millennium Building**  
10 10th Street, Suite 150  
Atlanta, GA 30309  
Tel: (404) 879-0998  
Fax: (404) 879-9995

**8712 LeSaint Drive**  
Fairfield, OH 45014  
Tel: (513) 777-0009  
Tel: (800) 552-3375  
Fax: (513) 777-5863

**901 South Labarre Road,  
Suite 201**  
Metairie, LA 70001  
Tel: (504) 834-6228  
Tel: (800) 275-0663  
Fax: (504) 835-9638

**44091 Nobel Drive**  
Fremont, CA 94538  
Tel: (510) 897-4150  
Tel: (888) 418-4800  
Fax: (510) 897-4156

**One Harbor Street, Suite 104**  
Boston, MA 02210  
Tel: (617) 406-5435  
Tel: (800) 876-8980  
Fax: (617) 406-5438

**2124 Evergreen Boulevard**  
Duluth, GA 30096  
Tel: (770) 277-4559  
Tel: (800) 220-7328  
Fax: (770) 277-5744

**5 Document Drive**  
St. Louis, MO 63114  
Tel: (314) 432-4463  
Fax: (314) 432-4471

**2025 West Beltline Road, #100**  
Carrollton, TX 75006  
Tel: (972) 236-1366  
Tel: (800) 929-2936  
Fax: (972) 236-1372

**Oakesdale Commerce Center**  
820 Southwest 34th Street  
Building W7, Suite A  
Renton, WA 98057  
Tel: (888) 218-2600  
Fax: (425) 291-9287

**19 Connector Road, Unit 1**  
Andover, MA 01810  
Tel: (978) 470-8463  
Tel: (800) 876-8980  
Fax: (978) 470-8920

**10351 Windhorst Road**  
Tampa, FL 33619  
Tel: (813) 621-6272  
Tel: (877) 707-3966  
Fax: (813) 621-7958

**11617 West 81st Street**  
Lenexa, KS 66214  
Tel: (913) 310-9963  
Tel: (800) 796-0770  
Fax: (913) 310-9976

**7865 Northcourt Road,  
Building D, Suite 200**  
Houston, TX 77040  
Tel: (713) 695-5777  
Tel: (800) 935-6468  
Fax: (713) 695-5778

**192 Lexington Avenue, 3rd Floor**  
New York, NY 10016  
Tel: (212) 545-9900  
Tel: (888) 315-1301  
Fax: (212) 545-5826

**560 Sawgrass Corporate Parkway**  
Sunrise, FL 33325  
Tel: (954) 846-8888  
Tel: (800) 331-0529  
Fax: (954) 846-8110

**The Merchandise Mart**  
10th Floor, Suite 1035  
Chicago, IL 60654  
Tel: (312) 755-0843  
Fax: (312) 755-0837

**6950 Alamo Downs Parkway,  
Suite 100**  
San Antonio, TX 78238  
Tel: (210) 684-8450  
Tel: (800) 683-4000  
Fax: (210) 684-3700

**Troy Hill Corporate Center**  
7030 Troy Hill Drive  
Elkridge, MD 21075  
Tel: (301) 362-9400  
Tel: (800) 863-7300  
Fax: (301) 362-9444

**Las Olas City Centre**  
401 East Las Olas Boulevard,  
Suite 230  
Ft. Lauderdale, FL 33301  
Tel: (954) 763-2684  
Fax: (954) 763-6870

**1879 Internationale Boulevard**  
Glendale Heights, IL 60139  
Tel: (630) 681-2818  
Tel: (800) 866-6497  
Fax: (630) 681-1631

**16401 East 33rd Drive, Suite 50**  
Aurora, CO 80011  
Tel: (303) 340-1617  
Tel: (800) 275-6655  
Fax: (303) 340-1657

**1130 Connecticut Avenue**  
2nd Floor, Suite 210  
Washington, DC 20036  
Tel: (202) 659-0230  
Fax: (202) 659-0306

**380 Leetsdale Industrial Drive**  
Leetsdale, PA 15056  
Tel: (724) 385-1200  
Tel: (800) 942-9999  
Fax: (724) 385-1207

**25925 Telegraph Road**  
Suite 145  
Southfield, MI 48034  
Tel: (248) 357-7211  
Fax: (248) 357-7241

**4675 East Cotton Center Boulevard**  
Suite 165  
Phoenix, AZ 85040  
Tel: (602) 426-0666  
Fax: (602) 426-1148



PROUD TO BE AWARDED  
OFDA MANUFACTURER OF THE YEAR  
2007, 2008, 2009 AND 2010



Visit us on the World Wide Web at [www.globaltotaloffice.com](http://www.globaltotaloffice.com)